

# Target asset allocation of charitable assets

March 31, 2021

Thrivent Charitable's investment strategy for charitable assets focuses on diversification, skilled investment managers and ongoing assessment of investment performance against strategic benchmarks, all of which help Thrivent Charitable obtain the highest investment return possible within acceptable levels of risk over the long term. Information about each portfolio's objectives and investment managers is outlined below.



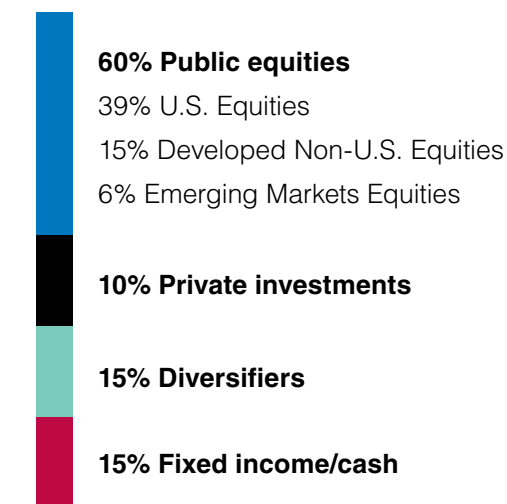
# Core growth portfolio

**Investment allocation:** 70% Equities (Public and Private) / 15% Diversifiers / 15% Fixed Income/Cash

**Objective:** Invested for long-term growth and maximum sustained support to charities far into the future.

Investment/fund name	Ticker symbol
<b>U.S. equities</b>	
Thrivent Large Cap Growth Fund – Class S Shares	THLCX
Thrivent Large Cap Value Fund – Class S Shares	TLVIX
Thrivent Mid Cap Stock Fund – Class S Shares	TMSIX
AltraVue Small Cap Value Strategy	n/a
Thrivent Small Cap Stock Fund – Class S Shares	TSCSX
<b>Global equities</b>	
Impax Specialist Strategy	n/a
Ownership Capital Global Equity	n/a
<b>Non-U.S. developed equities</b>	
American Funds EuroPacific Growth Fund	AEPGX
Thrivent Partner Worldwide Allocation	TWAIX
<b>Emerging markets equities</b>	
Generation IM Asia Fund	n/a
WGI Emerging Markets	n/a
<b>Diversifiers</b>	
Davidson Kempner Multi-Strategy Funds	n/a
Varde Investment Partners	n/a
GMO Systematic Global Macro	n/a
<b>Fixed income/cash</b>	
Thrivent Government Bond Fund – S Shares	TBFIX
Thrivent Income Fund	LBIIIX
Thrivent Money Market	AALXX
U.S. Treasury Notes	n/a
U.S. Bank Cash Account	FOZXX

## Target allocation



## Expense ratio: 0.90%

Note: Expense ratio as of March 31, 2021. Private Investments represent 1.8% of total assets as of March 31, 2021. Long-term target allocation is 10%.

\*Expense ratio represents the weighted average annual management fee of the portfolio. Performance-based fees (i.e., incentive allocations and/or carried interest) and advisor fees are not included. Management fees payable to private investment funds are based on committed capital.

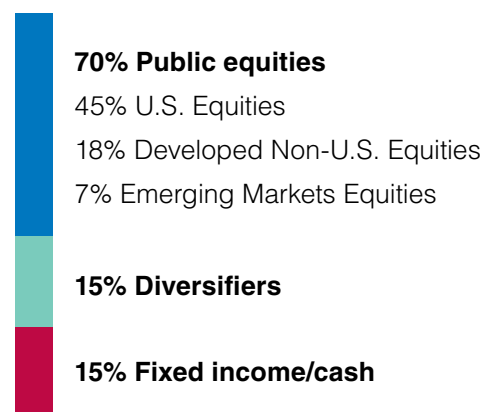
## Mission growth portfolio

**Investment allocation:** 70% Equities / 15% Diversifiers / 15% Fixed Income/Cash

**Objective:** Invested for long-term growth and maximum sustained support to charities through investments aligned with mission for positive outcomes throughout our shared community.

Investment/fund name	Ticker symbol
<b>U.S. equities</b>	
Boston Trust – Walden Small Cap Innovations Funds	WASOX
Parametric Custom Core Socially Responsible Strategy	n/a
AltraVue Small Cap Value Strategy	n/a
<b>Global equities</b>	
Wellington Global Impact	n/a
Generation IM Global Equity Fund LLC	n/a
Impax Specialist Strategy	n/a
Ownership Capital Global Equity	n/a
KBI Water Strategy	n/a
Baillie Gifford Positive Change	BPEKX
<b>Non-U.S. developed equities</b>	
Mondrian International Equity	n/a
<b>Emerging markets equities</b>	
Generation IM Asia Fund	n/a
<b>Diversifiers</b>	
Davidson Kempner Multi-Strategy Funds	n/a
Varde Investment Partners	n/a
GMO Systematic Global Macro	n/a
CIM Enterprise Loan Fund	n/a
<b>Fixed income/cash</b>	
Thrivent Government Bond Fund – S Shares	TBFIX
Breckinridge Intermediate Sustainable Gov't/Credit	n/a
Thrivent Church Loan Fund – S Shares	XCLIX
Thrivent Money Market	AALXX

### Target allocation



### Expense ratio: 0.80%

Note: Expense ratio is as of March 31, 2021.

\*Expense ratio represents the weighted average annual management fee of the portfolio. Performance-based fees (i.e., incentive allocations and/or carried interest) and advisor fees are not included.

# WomenInvest portfolio

**Investment allocation:** 75% equities / 25% fixed income

**Objective:** Invested for long-term growth and maximum sustained support to charities through investments that do well when women do well by addressing the root causes of violence against women through economic opportunity, access to education, affordable housing and full participation in business and public decision making.

## Target allocation

### 75% Equities

- U.S. Equities
- Global Equities (U.S. & Non-U.S.)
- Emerging Markets Equities
- Non-U.S. Developed Equities
- Private Real Estate

### 25% Fixed income

- Government, Agency and Corporate Bonds
- Promissory Notes & CDs
- Private Debt
- Short-term Money Market

### Expense ratio: 0.48%

Note: Expense ratio is as of March 31, 2021.

Investment/fund name	Ticker symbol
<b>U.S. equities</b>	
Trillium Large Cap Core	n/a
Thrivent Large Cap Growth	THLCX
Thrivent Large Cap Value	TLVIX
Aperio Custom Gender Lens Index Portfolio	n/a
<b>Global equities</b>	
Pax Ellevest Global Women's Index Fund	PXWIX
<b>Emerging markets equities</b>	
RBC Emerging Markets	REEIX
<b>Developed non-U.S. equities</b>	
Domini International	DOMOX
Aperio Custom Gender Lens Index Portfolio	n/a
<b>Private debt and real assets</b>	
Advanced Global Capital (AGC)	n/a
Rose Affordable Housing Fund V	n/a
<b>Fixed income</b>	
Fidelity Money Market	FDRXX
Self Help Credit Union Women & Children CD	n/a
Calvert Impact Capital Promissory Note targeted to Gender Equity	n/a
CCM Community Impact Bond Fund targeted to Barrier Free Living	CRANX
Breckinridge Gender Lens Portfolio	n/a

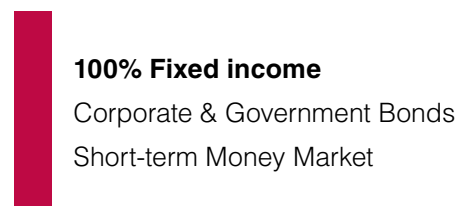
## Income portfolio

**Investment allocation:** 100% fixed income

**Objective:** Invested for stability and maximum grant support within a shorter time horizon.

Investment/fund name	Ticker symbol
<b>Fixed income/cash</b>	
Thrivent Government Bond Fund – S Shares	TBFIX
Thrivent Income Fund	LBIX
Thrivent Money Market	AALXX

### Target allocation



**Expense ratio: 0.65%**

Note: Expense ratio is as of March 31, 2021.

## Strategic benchmarks

Thrivent Charitable continually monitors its investments as well as its objectives and strategies. Investments are measured by appropriate strategic benchmarks (i.e., indexes) and monitored quarterly. The overall investment portfolio is measured against a composite benchmark that reflects the target asset allocation.

### Strategic benchmarks

Asset class	Growth Portfolio	Mission Portfolio	WomenInvest Portfolio
Public equities	Blended Benchmark <ul style="list-style-type: none"> <li>Russell 3000 Index (65%)</li> <li>MSCI EAFE Index (25%)</li> <li>MSCI Emerging Markets Index (10%)</li> </ul>	Blended Benchmark <ul style="list-style-type: none"> <li>Russell 3000 Index (65%)</li> <li>MSCI EAFE Index (25%)</li> <li>MSCI Emerging Markets Index (10%)</li> </ul>	Blended Benchmark <ul style="list-style-type: none"> <li>Russell 3000 Index (50%)</li> <li>MSCI EAFE Index (25%)</li> </ul>
Private investments	<ul style="list-style-type: none"> <li>Self-benchmarked</li> </ul>	<ul style="list-style-type: none"> <li>n/a</li> </ul>	n/a
Diversifiers	<ul style="list-style-type: none"> <li>HFRI Fund of Funds Diversified Index</li> </ul>	<ul style="list-style-type: none"> <li>HFRI Fund of Funds Diversified Index</li> </ul>	n/a
Fixed income/cash	Blended Benchmark <ul style="list-style-type: none"> <li>Bloomberg Barclays Inter. Govt/Credit Bond Index (85%)</li> <li>BofA ML 91-Day T-Bills (15%)</li> </ul>	Blended Benchmark <ul style="list-style-type: none"> <li>Bloomberg Barclays Inter. Govt/Credit Bond Index (85%)</li> <li>BofA ML 91-Day T-Bills (15%)</li> </ul>	Blended Benchmark <ul style="list-style-type: none"> <li>Bloomberg Barclay U.S. Government Credit Index (22%)</li> <li>Citigroup Treasury Bill 3-Month Index (3%)</li> </ul>

Note: Income Portfolio Benchmark consists of a blend between Bloomberg Barclays Inter. Govt/Credit Bond Index (85%) and BofA ML 91-day T-Bills (15%).

# Role of asset classes within portfolios

To better understand the role and function of each asset class within Thrivent Charitable's portfolios, please review these insights from investment advisors Cambridge Associates and Veris Wealth Partners.

## U.S. equity

(Large, medium and small capitalization equities) U.S. Equity is typically the core asset class in a U.S. investor's portfolio. For many endowment funds, equity assets of various sorts comprise most of the total portfolio and so the fund's exposure to U.S. economic risk is significant. The major macro-economic risks are severe economic contraction and sharp, unexpected inflation.

## International equity

(Non-U.S. developed equities and emerging markets equities) The inclusion of international equities provides portfolio diversification and enlarges the investment opportunity set. The disadvantages of investing in international equity are higher investment costs and exposure to currency risk.

## Diversifiers

Diversifiers provide the portfolio with strong risk-adjusted returns and diversification. Diversifiers differ widely in the kinds of investment strategies they pursue and the level of risk they incur, making generalizations challenging. Thrivent Charitable generally structures hedge fund/diversifiers programs to fill one or both of two roles: 1. To generate a modest return with relatively low risk and little or no correlation to other assets in the portfolio; 2. To generate equity-like returns with less-than-market volatility.

## Fixed income/cash

Bonds offer the best protection against economic and equity price deflation. To serve as a reliable hedge, the bonds must be high-quality, non-callable and of intermediate to long duration. The allocation should be sufficient to meet several years' spending needs in the event of a severe equity market decline—unless the investor is confident that other assets in the portfolio would also appreciate during a prolonged economic contraction. In addition, bonds may provide an overall reduction in portfolio volatility, a steady flow of income and high liquidity

## Private investments

The objectives of the Private Investment allocation are to generate long-term return enhancement over public equity markets (net of all fees/ carried interest) and to provide portfolio diversification and exposure to innovative strategies and niche markets, including growth with impact. Strategies may include venture capital, growth equity, buyouts, credit, and sustainable real assets. Private Investments are illiquid by nature, and the allocation will grow over time toward the Core Growth portfolio's long-term target allocation of 10%, as underlying funds call down capital commitments.



# About us

We believe humanity thrives when people make the most of all they've been given. Thrivent Charitable Impact & Investing helps people do just that—bring their generosity to life so that they can support the organizations and causes closest to their hearts, now and into the future. Grounded in our purpose to serve, we take a holistic, personalized approach to help our donors create strategic charitable plans and give in a way that best reflects their values and financial priorities. Together, we are committed to creating positive impact and inspiring lasting change in our communities.



Thrivent Charitable Impact & Investing™, a separate legal entity from Thrivent, the marketing name for Thrivent Financial for Lutherans, is a public charity that serves individuals, organizations and the community through charitable planning, donor-advised funds and endowments. Thrivent Charitable Impact & Investing works collaboratively with Thrivent and its financial professionals.

Donors/fund advisors are subject to the policies and guidelines outlined in this booklet. Thrivent reserves the right to modify these policies and guidelines at any time.

© 2021 Thrivent. All rights reserved.

