

Fund Dashboard Log In Instructions for Charitable Funds

We celebrate your generosity and hope to make the experience of giving seamless and joyful. The following are general instructions to maximize your generosity and support the charities and causes that matter most to you as you continue your giving journey.

If you have questions, please don't hesitate to reach out to us at thriventcharitable@thrivent.com or 800-365-4172.

Thank you for trusting us with your generosity. We are grateful to serve you.

Contents

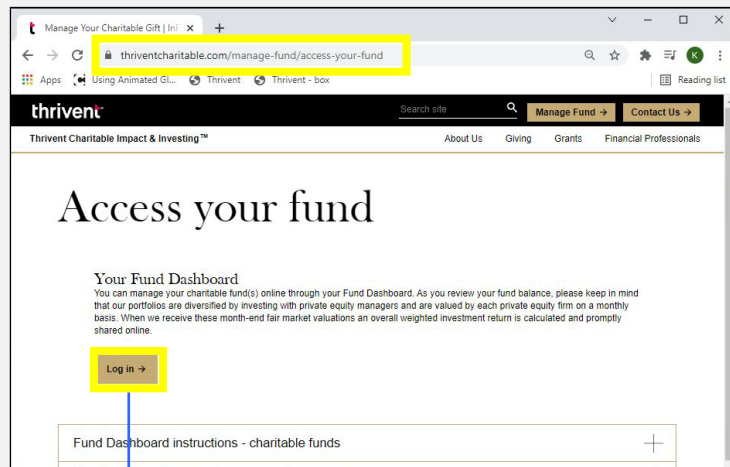
Step 1: Log In to Your Fund Dashboard	02
Step 2: Verify Your Account	03
Step 3: Enter Your New Password	04
Step 4: Log In & Explore Your Fund Dashboard	05

Step 1: Log In to Your Fund Dashboard

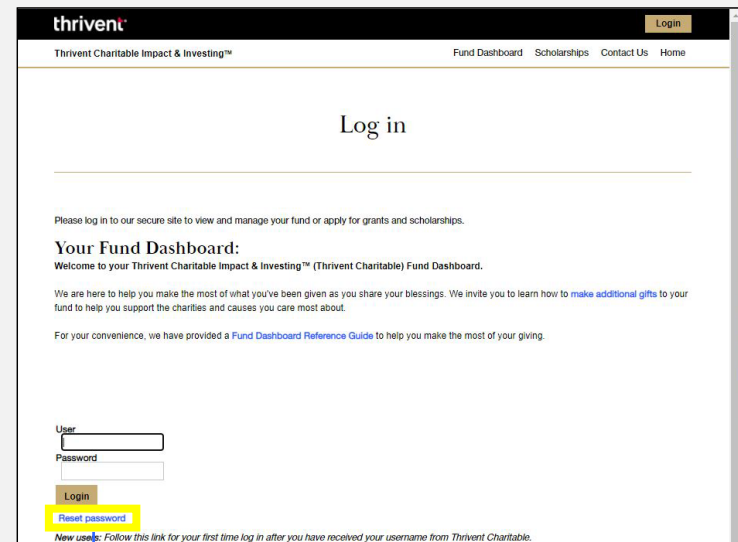
You can access your charitable fund(s) online through your fund dashboard. Here, you can view your fund balances and activity, recent fund statements, and other important documents.

To log in for the first time, go to <https://www.thriventcharitable.com/manage-fund/access-your-fund>.

- 1 Once you arrive at the Access Your Fund page, click “Log In”.
- 2 Once you arrive at the Log In screen, select “Reset Password”.



1 Click “Log In”

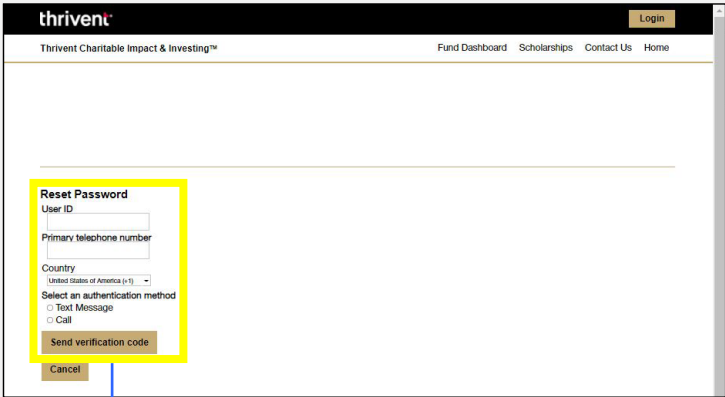


2 Select “Reset Password”

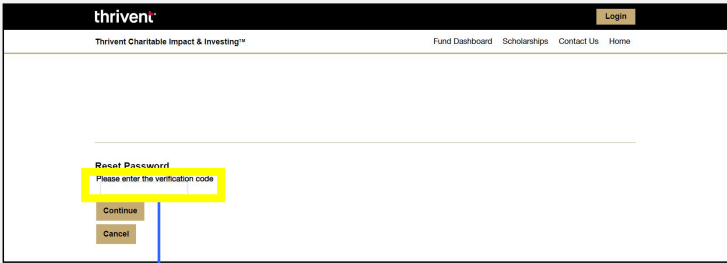
Step 2: Verify Your Account

After clicking on reset password, you will be directed to the Reset Password screen.

- 1 Here, you will need to enter the “Username” you received in your Welcome Email from Thrivent Charitable and the “Primary Telephone Number” that you provided to Thrivent Charitable that you can receive a verification code on.
- 2 You can select to receive a text-based (“Text Message”) authentication code, or you can select to receive a phone “Call” with a verbal authentication code.
- 3 Once you select the method of receipt, click on the “Send Verification Code” button.
- 4 Once the Authentication screen loads, enter the “Authentication Code” you received via a phone call or text message.



- 1 Enter “Username” & “Primary Telephone Number”
- 2 Select “Text Message” or “Call”
- 3 Click “Send Verification Code”



- 4 Enter the “Authentication Code”

Step 3: Enter Your New Password

- 1 Enter a new password in the “New Password” field and also in the Re-Type field.

When entering a new password for your account, please follow the below requirements:

- Passwords must not contain your user ID anywhere in the password
- Passwords must be at least 6 characters long
- Passwords cannot be longer than 10 characters
- Passwords must contain at least 2 letters
- Passwords must contain at least 2 number(s)

thrivent[®] Login

Thrivent Charitable Impact & Investing™ Fund Dashboard Scholarships Contact Us Home

Reset Password

New Password

Re-type New Password

requirements

- Must not contain your user ID anywhere in the password.
- Must be at least 6 characters long.
- Must not be longer than 10 characters.
- Must contain at least 2 letters.
- Must contain at least 2 number(s).

Login

Cancel

- 1 Enter “New Password”

Step 4: Log In & Explore Your Fund Dashboard

Now that you have established your new password, you can log in to your Fund Dashboard to start making grants and managing your account. Through your Fund Dashboard, you can view your:

- 1 Giving history
- 2 Financial professional (if applicable)
- 3 Fund Balance information
- 4 Recent and historical statements
- 5 Contributions to your fund
- 6 Recent, requested, and pending grants

[Thrive Charitable Impact & Investing™](#)

[Fund Dashboard](#)
[Trusts & Gift Annuities](#)
[Scholarships](#)
[Contact Us](#)
[Home](#)

[Logout](#)

Fund Dashboard

Welcome to your Thrivent Charitable Impact & Investing™ (Thrivent Charitable) Fund Dashboard.

You are here to help you make the most of what you've been given so you share your Dashboard. We invite you to learn how to [make additional gifts](#) to your fund to help you support the charities and causes you care most about!

For your convenience, we have provided a [Fund Dashboard Reference Guide](#) to help you make the most of your giving.

Your Fund Dashboard

Click the "Newest" icon [X] on dropdown menus below to select a fund.

Your Fund

Fund name #1 here

Your giving history

Category	Percentage
Other	25%
Gifts	35%
Scholarships	20%
Grants	20%

Other
Gifts
Scholarships
Grants

To [icon] [icon]

Your financial professional's _____ Financial Professional name here (if applicable)

Greatest recommendations

Investment Recommendations

Fund balance

\$100,000.00 (approximate)

(as of 12/31/2023 - prior market value)

Statements

Download Statement (in Acrobat)

Please see Fund Activity and Statements

Go paperless

giving today... if you would like to be notified by email when your statement is available online.

You can currently set up to receive an email when your statement is available online.

Total contributions

Recent Contributions

Amount	Type	Date
\$400.00	Paper Check	6/20/2023

Greatest history

Grant Details		Grant Amount
Name	Date	\$1,000.00 - May 1, 2023
Name	Date	\$1,000.00 - May 1, 2023
Name	Date	\$1,000.00 - May 1, 2023
Name	Date	\$1,000.00 - May 1, 2023
Name	Date	\$1,000.00 - May 1, 2023
Name	Date	\$1,000.00 - May 1, 2023

See All Grants

- 1 Giving History
- 2 Financial Professional
- 3 Fund Balance Information
- 4 Recent and Historical Statements
- 5 Contributions to Your Fund
- 6 Recent, Requested, and Pending Grants



**Thrivent Charitable
Impact & Investing®**

Questions? Please don't hesitate to contact our team for additional assistance at thriventcharitable@thrivent.com or call 800-365-4172.

Thrivent Charitable Impact & Investing®, a separate legal entity from Thrivent, the marketing name for Thrivent Financial for Lutherans, is a public charity that serves individuals, organizations and the community through charitable planning, donor-advised funds and endowments. Thrivent Charitable Impact & Investing works collaboratively with Thrivent and its financial professionals.